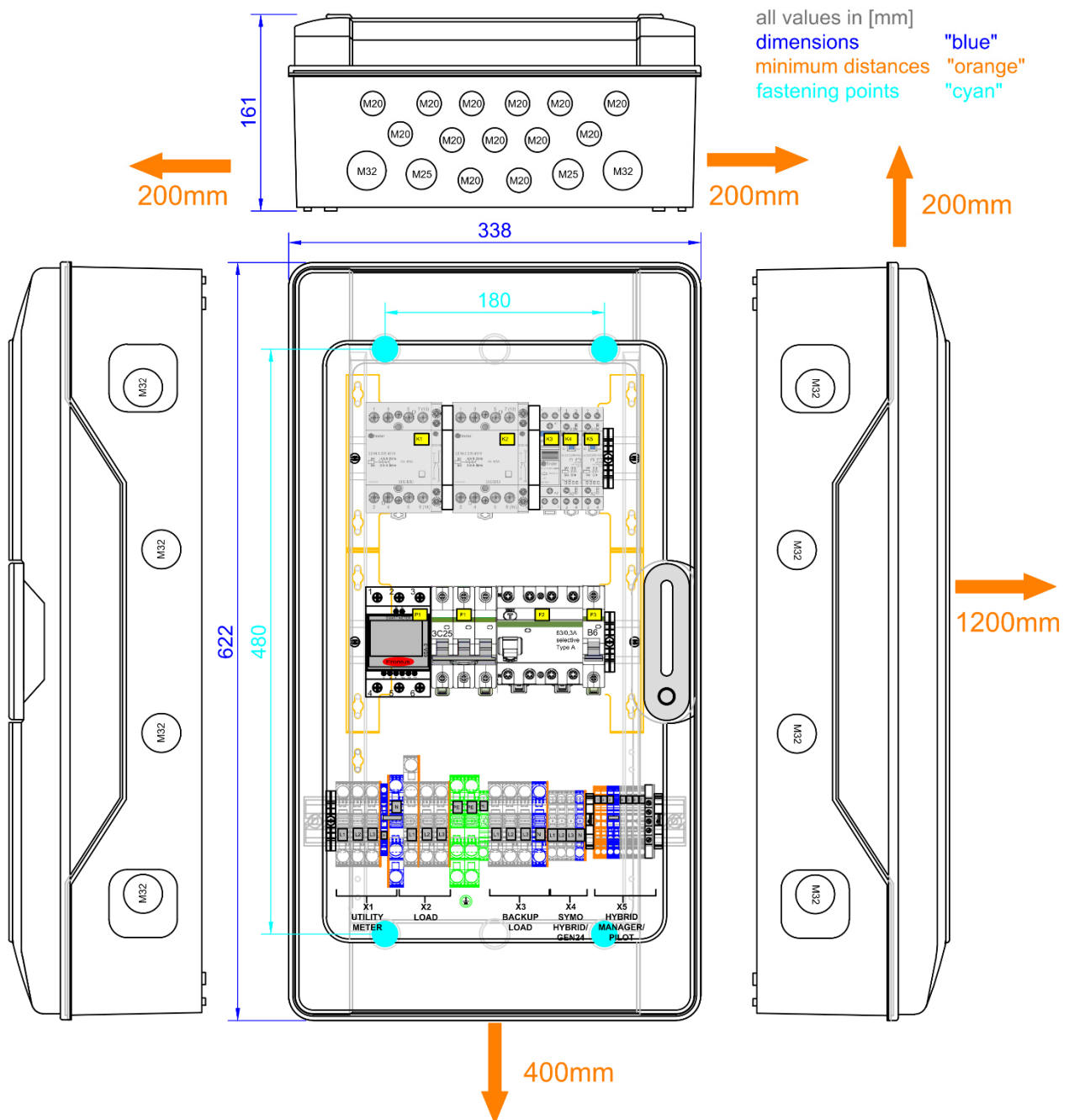


DATA SHEET

Switchover Box for the Fronius Energy Package

enwitec order number	10015613_V1.0 (previous: 10011465_V1.3)	All-pole; -standard-
Type designation	Switchover Box / Automatic transfer switch box	
Matchcode	3PH_FRO_BBDAP_20KW_3PH_1.0	
Application	Fronius Energy Package - Energy storage system	
Battery-inverter	<ul style="list-style-type: none"> • Symo GEN24 6.0 Plus/8.0 Plus/10.0 Plus • Symo Hybrid 3.0-3-S/4.0-3-S/5.0-3-S 	
Monitoring & Control	<ul style="list-style-type: none"> • Fronius Smart Meter TS65A-3 is integrated 	
Grid structure	<ul style="list-style-type: none"> • 3PH 230/400V - TT or TN-S System; NOT ANY TN-C System 	



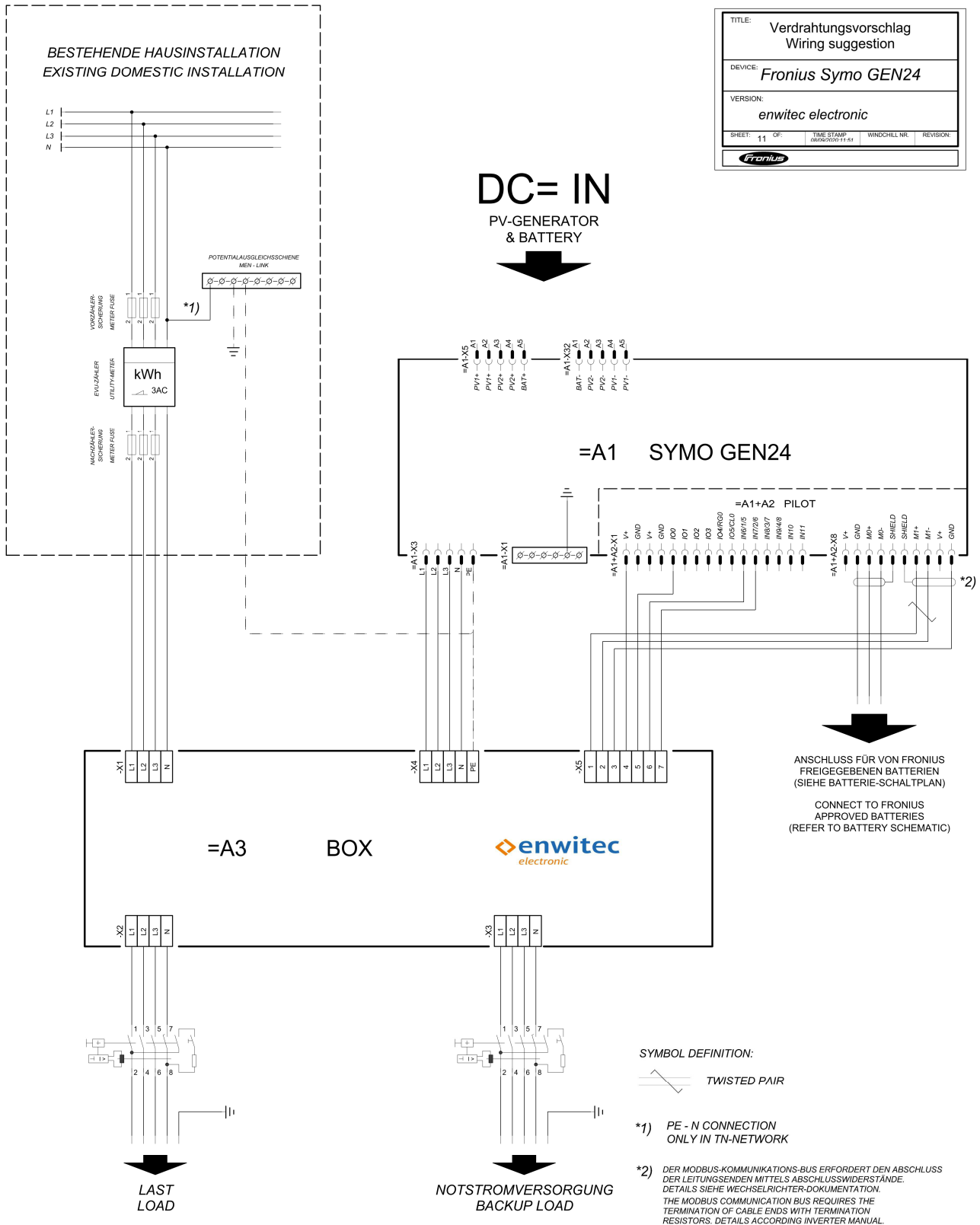
DATA SHEET

Switchover Box for the Fronius Energy Package

Circuitry overview - Symo GEN24 Plus



Please observe the manual "Switchover boxes for Fronius Energy Package"



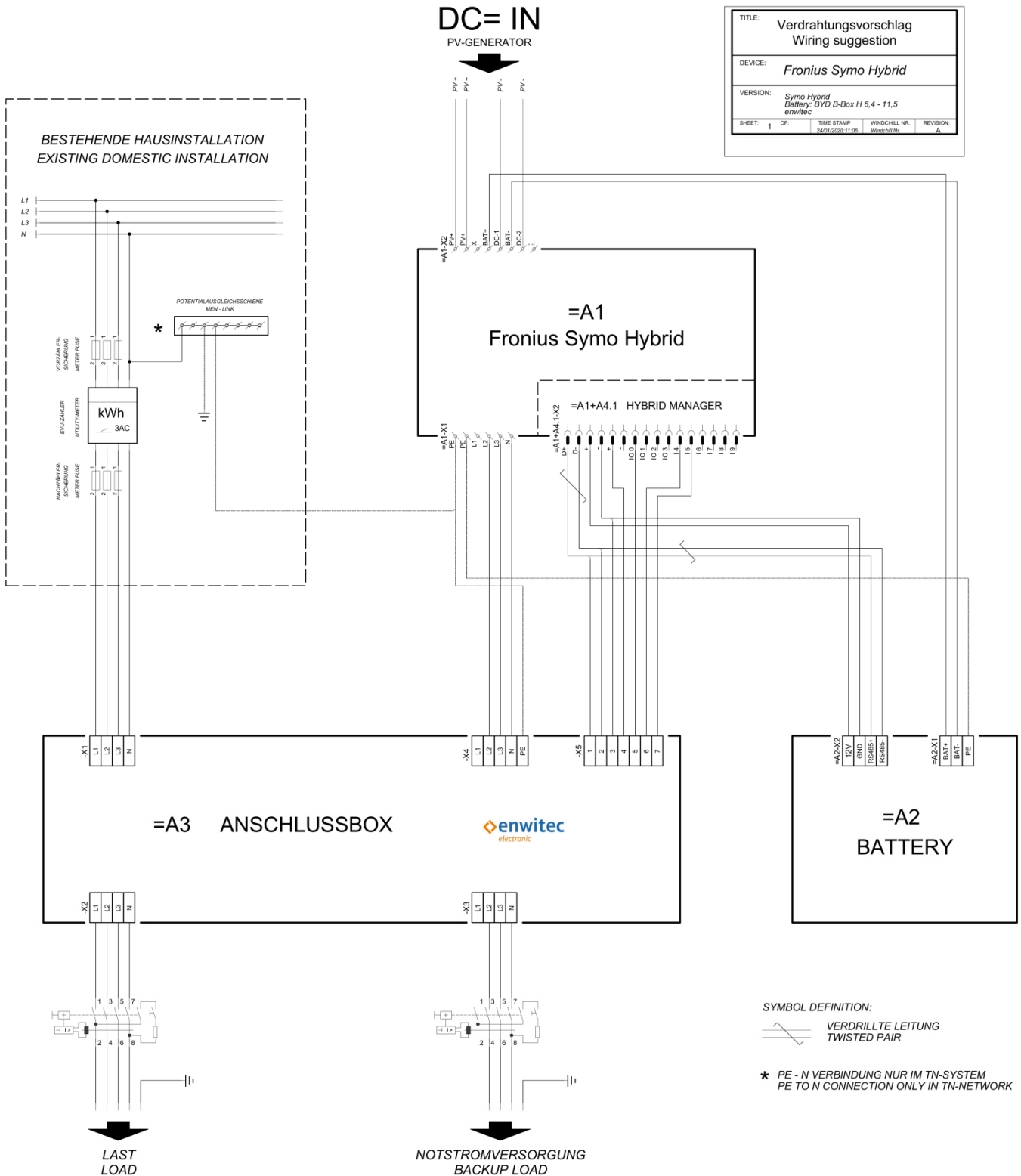
DATA SHEET

Switchover Box for the Fronius Energy Package

Circuitry overview - Symo Hybrid



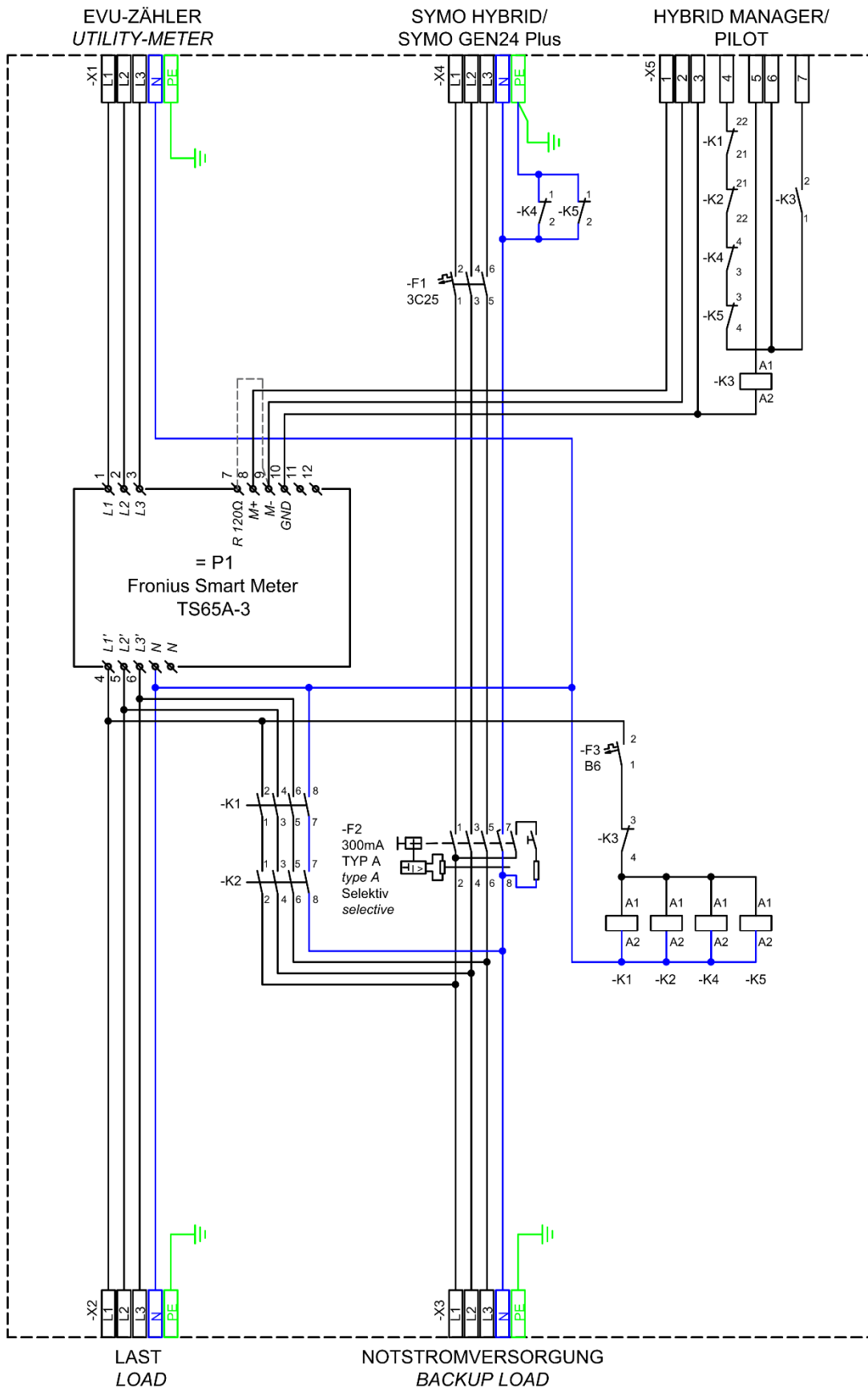
Please observe the manual "Switchover boxes for Fronius Energy Package"



DATA SHEET

Switchover Box for the Fronius Energy Package

Internal wiring - Switchover Box 10015613_1.0



TECHNICAL DATA

NOMINAL VALUES

Rated voltage	3PH [V]	230/400
Rated insulation voltage	[V]	400
Rated frequency	[Hz]	50/60
Max. prospective* short circuit current	[kA]	10
Permitted grid structure		TT/TN-S
Max. value of pre-fuses	[A]	63(gL/gG)
Grid disconnection		All pole
Max. thermal power	[kW]	20
Standby-loss ca.	[W]	14

CIRCUIT BREAKERS (MCBs)

F1	Symo Hybrid/Symo GEN24 Plus	1 x 3C25
F3	Control circuit "Grid"	1 x B6A


RESIDUAL CURRENT DEVICE (RCCB) - type "A" selective

F2	Symo Hybrid/Symo GEN24 Plus	300mA
----	-----------------------------	-------


CONTACTORS IEC/EN61095; IEC/EN 60947-1; IEC 60947-5-1

K1/K2	"Grid disconnection"	AC1[A]	63
K4/K5	"Grounding device"	AC1[A]	25
K3	"Communication"	AC1[A]	20
K1/K2/K4/K5	"Control voltage"	AC[V]	230
K3	"Control voltage"	DC[V]	12
Hum-free			•

CONNECTIONS/TERMINALS - Max. cross section (Cu)

X1	"AC-Grid"	[mm ²]	16(25)
X2	"Loads - Not backuped"	[mm ²]	16(25)
X3	"Backup Load"	[mm ²]	16(25)
X4	Symo Hybrid/Symo GEN24 Plus	[mm ²]	6(10)
	"Equipotential bonding"	[mm ²]	16(25)
X5	Hybrid Manager/Pilot	[mm ²]	1,5(2,5)

CABLE GLANDS - Clamping range [Ø mm]

X1	"AC-Grid"	M32/M40	13-21/16-28
X2	"Loads - Not backuped"	M32/M40	13-21/16-28
X3	"Backup Load"	M32	15-25
X4	Symo Hybrid/Symo GEN24 Plus	M32	13-21
	"Equipotential bonding"	M20	7-13
X5	"Communication cable"	M20	7-13

• = met "-" = not met

GENERAL DATA

Width	[mm]	338
Height	[mm]	622
Depth	[mm]	161
Weight ca.	[kg]	11
Operating temperature range	[°C]	-5...+40
Temperatur - transport/storage	[°C]	-25...+55
Temporary max. 24 hours	[°C]	+70°C
Humidity - condensing allowed	•/-	-
Humidity - permitted range	[%]	5...95
Max. altitude above sea level	[m]	2000
Protection class IP	(EN 60529)	65
Outdoor-application permitted	•/-	-
Installation type		Indoor area
Protection against electric shock	(EN61140)	II
Cabinet - material		PC
RoHS-conformity	(2011/65/EU)	•
Cabinet's colour	(similar to RAL)	7035
Way of mounting		Wall
Cover		transparent
Locking system		tool-free

STANDARDS

Switching devices	EN 61439-1	•
	EN 61439-2	•
Distribution boards - operated by ordinary people (DBO)	EN 61439-3	•

SMART METER

Manufacturer		Fronius
Type		TS65A-3

MISCELLANEOUS

Customer tariff number		85371098
------------------------	--	----------

* characterizes the max. uninfluenced short circuit current of the network-connecting point (mains supply)